




IMAGINATION LIBRARY

North Lincolnshire is working in partnership
with the Dollywood Foundation



Group 2
Children born in 2019



Share this delightful board book and join Peppa to learn all about shapes. This brightly coloured book explores different shapes, what they look like, and where you can find them around you.

What rhymes can you sing with your child that relate to the pictures in the book? Twinkle, Twinkle Little Star, Mary, Mary Quite Contrary, The Wheels On The Bus.

Sing along to these nursery rhymes and more with Mr Tumble at CBeebies

www.bbc.co.uk/cbeebies/watch/playlist-something-special-nursery-rhymes



Tip: Reading to your child supports their communication skills



Name items and pictures that your child is looking at. This will help them to learn the meaning of new words. Repeat new and unfamiliar words several times for your child to hear.

Shapes with Peppa Pig Fun things to do!

Rolling the Ball. This activity helps babies and children learn about taking turns. Having the chance to take a turn is one of the most important ways your child can start to learn to talk. Turn-taking games help babies and children to listen and respond when someone speaks.

For more activities that involve taking turns visit BBC The Baby Club 'Ready, Steady, Go'!

www.bbc.co.uk/iplayer/episode/m000kyyz/the-baby-club-at-home-12-ready-steady-go



Cut sandwiches at lunch time in to different shapes for your child to explore.

Create a homemade shape sorter or posting box. Find objects around the home to post; lids, old CDs, bangles (circles), envelopes, photos, old loyalty cards (rectangles and squares) etc.



Making ten minutes a day to share books with your child will make a huge difference to their development

www.northlincs.gov.uk/imagination-library

North Lincolnshire Council

www.northlincs.gov.uk